



**Shareholding Pattern under Regulation 31 of SEBI (Listing Obligations and Disclosure Requirements) Regulations, 2015**

General information about company	
Scrip Code	541450
Name of the company	Adani Green Energy Limited
Class of Security	Equity Shares
Type of Report	Quarterly
Quarter ended	30-09-2018
Date of allotment/ extinguishment (in case of Capital Restructuring selected/ Listing date	N/A
Shareholding pattern filed under	Reg. 31(1)(b)



## Declaration


Sr. No.	Particulars	Yes/No
1	Whether the Listed Entity has issued any partly paid up shares?	No
2	Whether the Listed Entity has issued any Convertible Securities or Warrants?	No
3	Whether the Listed Entity has issued any Warrants?	No
4	Whether the Listed Entity has any shares against which depository receipts are issued?	No
5	Whether the Listed Entity has any shares in locked-in?	Yes
6	Whether any shares held by promoters are pledge or otherwise encumbered?	Yes
7	Whether company has equity shares with differential voting rights?	No



**Adani Green Energy Limited**

**Table I - Summary Statement holding of specified securities**


Category	Category of shareholder	Number of shareholders	No. of fully paid up equity shares held	No. of Partly paid-up equity shares held	No. of shares underlying Depository Receipts	Total nos. shares held	Shareholding as a % of total no. of shares (calculated as per SCRR, 1957)	Number of Voting Rights held in each class of securities			No. of Shares Underlying Outstanding convertible securities (including Warrants)	No. Of Warrants	No. Of Shares Underlying Outstanding convertible securities and No. Of Warrants	Shareholding, as a % assuming full conversion of convertible securities ( as a percentage of diluted share capital)	Number of Locked in shares		Number of Shares pledged or otherwise encumbered		Number of equity shares held in dematerialised form	
								No of Voting Rights		Total as a % of (A+B+C)					No. (a)	As a % of total Shares held(b)	No. (a)	As a % of total Shares held(b)		
								Class eg: X	Class eg: Y											Total
(I)	(II)	(III)	(IV)	(V)	(VI)	(VII) = (IV)+(V)+ (VI)	(VIII)As a % of (A+B+C2)	(IX)			(X)	(XI)	(XII)(a)	(XII)= (VII)+(X) As a % of (A+B+C2)	(XIII)		(XIV)		(XV)	
(A)	Promoter & Promoter Group	8	1354095010	0	0	1354095010	86.5782	1354095010	0	1354095010	86.5782	0	0	0	13.4218	727058807	53.6933	432078410	31.9090	1354095010
(B)	Public	79566	209919270	0	0	209919270	13.4218	209919270	0	209919270	13.4218	0	0	0	0.0000	0	0.0000	NA	NA	209581248
(C)	Non Promoter - Non Public	0	0	0	0	0	0.0000	0	0	0	0.0000	0	0	0	0.0000	0	0.0000	NA	NA	0
(C1)	Shares Underlying DRs	0	0	0	0	0	0.0000	0	0	0	0.0000	0	0	0	0.0000	0	0.0000	NA	NA	0
(C2)	Shares Held By Employee Trust	0	0	0	0	0	0.0000	0	0	0	0.0000	0	0	0	0.0000	0	0.0000	NA	NA	0
(C2)	Shares Held By Employee Trust	0	0	0	0	0	0.0000	0	0	0	0.0000	0	0	0	0.0000	0	0.0000	NA	NA	0
	Total	79574	1564014280	0	0	1564014280	100.0000	1564014280	0	1564014280	100.0000	0	0	0	100.0000	727058807	46.4867	432078410	27.6262	1563676258



**Adani Green Energy Limited**

**Table II - Statement showing shareholding pattern of the Promoter and Promoter Group**

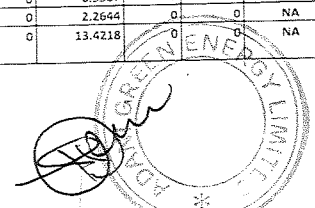
	Category & Name of the shareholders	PAN	Nos. of shareholders	No. of fully paid up equity shares held	Partly paid-up equity shares held	No. of shares underlying Depository Receipts	Total nos. shares held	Shareholding % calculated as per SCRR, 1957 As a % of (A+B+C2)	Number of Voting Rights held in each class of securities			No. of Shares Underlying Outstanding convertible securities (including	No. Of Warrants	No. Of Shares Underlying Outstanding convertible securities and No.	Shareholding, as a % assuming full conversion of convertible securities ( as a percentage of diluted share capital)	Number of Locked in shares		Number of Shares pledged or otherwise encumbered		Number of equity shares held in dematerialised form	
									No of Voting Rights							Total as a % of (A+B+C)	No. (a)	As a % of total Shares held(b)	No. (a)		As a % of total Shares held(b)
									Class eg: X	Class eg: Y	Total										
	(I)	(II)	(III)	(IV)	(V)	(VI)	(VII) = (IV)+(V)+(VI)	(VIII) As a % of (A+B+C2)	(IX)			(X)	(XI)	(XII)	(XIII)	(XIV)					
<b>1</b>	<b>Indian</b>																				
(a)	Individuals / Hindu Undivided Family		0	0	0	0	0	0.0000	0	0	0	0.0000	0	0	0	0.0000	0	0.0000	0	0.0000	0
(b)	Central Government / State Government(s)		0	0	0	0	0	0.0000	0	0	0	0.0000	0	0	0	0.0000	0	0.0000	0	0.0000	0
(c)	Financial Institutions / Banks		0	0	0	0	0	0.0000	0	0	0	0.0000	0	0	0	0.0000	0	0.0000	0	0.0000	0
(d)	Any Other (Specify)		4	1085748922	0	0	1085748922	69.4207	1085748922	0	1085748922	69.4207	0	0	0	69.4207	530579350	48.8676	432078410	39.7954	1085748922
(i)	Trusts		2	479456375	0	0	479456375	30.6555	479456375	0	479456375	30.6555	0	0	0	30.6555	0	0.0000	432078410	91.4004	472731609
	Gautambhai Shantilal Adani & Rajeshbhai Shantilal Adani (on behalf of S. B. Adani Family Trust)	AAFTS2164Q	1	472731609	0	0	472731609	30.2255	472731609	0	472731609	30.2255	0	0	0	30.2255	0	0.0000	432078410	91.4004	472731609
	Gautambhai Shantilal Adani & Pritiben Gautambhai Adani (on behalf of Gautam S. Adani Family Trust)	AAATG3082A	1	6724766	0	0	6724766	0.4300	6724766	0	6724766	0.4300	0	0	0	0.4300	0	0.0000	0	0.0000	6724766
(ii)	Bodies Corporate		2	606292547	0	0	606292547	38.7652	606292547	0	606292547	38.7652	0	0	0	38.7652	530579350	87.5121	0	0.0000	606292547
	Adani Trading Services Llp	ABHFA7235K	1	530579350	0	0	530579350	33.9242	530579350	0	530579350	33.9242	0	0	0	33.9242	530579350	100.0000	0	0.0000	530579350
	Adani Properties Private Limited	AABCA3182H	0	0	0	0	0	0.0000	0	0	0	0.0000	0	0	0	0.0000	0	0.0000	0	0.0000	0
	Adani Tradeline Llp	AAATP8822A	1	75713197	0	0	75713197	4.8410	75713197	0	75713197	4.8410	0	0	0	4.8410	0	0.0000	0	0.0000	75713197
	<b>Sub Total (A)[1]</b>		<b>4</b>	<b>1085748922</b>	<b>0</b>	<b>0</b>	<b>1085748922</b>	<b>69.4207</b>	<b>1085748922</b>	<b>0</b>	<b>1085748922</b>	<b>69.4207</b>	<b>0</b>	<b>0</b>	<b>0</b>	<b>69.4207</b>	<b>530579350</b>	<b>48.8676</b>	<b>432078410</b>	<b>39.7954</b>	<b>1085748922</b>
<b>2</b>	<b>Foreign</b>																				
(a)	Individuals (Non-Resident Individuals / Foreign Individuals)		0	0	0	0	0	0.0000	0	0	0	0.0000	0	0	0	0.0000	0	0.0000	0	0.0000	0
(b)	Government		0	0	0	0	0	0.0000	0	0	0	0.0000	0	0	0	0.0000	0	0.0000	0	0.0000	0
(c)	Institutions		0	0	0	0	0	0.0000	0	0	0	0.0000	0	0	0	0.0000	0	0.0000	0	0.0000	0
(d)	Foreign Portfolio Investor		4	268346088	0	0	268346088	17.1575	268346088	0	268346088	17.1575	0	0	0	17.1575	196479457	73.2187	0	0.0000	268346088
(e)	Any Other (Specify)		4	268346088	0	0	268346088	17.1575	268346088	0	268346088	17.1575	0	0	0	17.1575	196479457	73.2187	0	0.0000	268346088
(i)	Bodies Corporate		4	268346088	0	0	268346088	17.1575	268346088	0	268346088	17.1575	0	0	0	17.1575	196479457	73.2187	0	0.0000	268346088
	(i) Universal Trade And Investments Limited	AABCU9283H	1	219499478	0	0	219499478	14.0344	219499478	0	219499478	14.0344	0	0	0	14.0344	196479457	89.5125	0	0.0000	219499478
	(ii) Worldwide Emerging Market Holding Limited	AABCW7941G	1	23020021	0	0	23020021	1.4719	23020021	0	23020021	1.4719	0	0	0	1.4719	0	0.0000	0	0.0000	23020021
	(iii) Afro Asia Trade And Investments Limited	AAOCA3024D	1	23020021	0	0	23020021	1.4719	23020021	0	23020021	1.4719	0	0	0	1.4719	0	0.0000	0	0.0000	23020021
	(iv) Pan Asia Trade And Investment Pvt Ltd	AAJCP0556A	1	2806568	0	0	2806568	0.1794	2806568	0	2806568	0.1794	0	0	0	0.1794	0	0.0000	0	0.0000	2806568
	<b>Sub Total (A)[2]</b>		<b>4</b>	<b>268346088</b>	<b>0</b>	<b>0</b>	<b>268346088</b>	<b>17.1575</b>	<b>268346088</b>	<b>0</b>	<b>268346088</b>	<b>17.1575</b>	<b>0</b>	<b>0</b>	<b>0</b>	<b>17.1575</b>	<b>196479457</b>	<b>73.2187</b>	<b>0</b>	<b>0.0000</b>	<b>268346088</b>
	<b>Total Shareholding Of Promoter And Promoter Group (A)= (A)[1]+(A)[2]</b>		<b>8</b>	<b>1354095010</b>	<b>0</b>	<b>0</b>	<b>1354095010</b>	<b>86.5782</b>	<b>1354095010</b>	<b>0</b>	<b>1354095010</b>	<b>86.5782</b>	<b>0</b>	<b>0</b>	<b>0</b>	<b>86.5782</b>	<b>727058807</b>	<b>53.6933</b>	<b>432078410</b>	<b>31.9090</b>	<b>1354095010</b>



**Adani Green Energy Limited**

**Table III - Statement showing shareholding pattern of the Public shareholder**

	Category & Name of the shareholders	PAN	Nos. of shareholders	No. of fully paid up equity shares held	Partly paid-up equity shares held	No. of shares underlying Depository Receipts	Total nos. shares held	Shareholding % calculated as per SCRR, 1957 As a % of (A+B+C2)	Number of Voting Rights held in each class of securities			No. of Shares Underlying Outstanding convertible securities (including Warrants)	No. Of Warrants	No. Of Shares Underlying convertible securities and No. Of Warrants	Shareholding , as a % assuming full conversion of convertible securities ( as a percentage of diluted share capital)	Number of Locked in shares		Number of Shares pledged or otherwise encumbered		Number of equity shares held in dematerialised form	
									No of Voting Rights		Total as a % of (A+B+C)					No. (a)	As a % of total Shares held(b)	No. (a)	As a % of total Shares held(b)		
									Class eg: X	Class eg: Y											Total
	(I)	(II)	(III)	(IV)	(V)	(VI)	(VII) = (IV)+(V)+ (VI)	(VIII) As a % of (A+B+C2)	(IX)			(X)	(XI)	(XI)(a)	(XI)=(VII)+(X) As a % of (A+B+C2)	(XII)		(XIII)		(XIV)	
<b>1</b>	<b>Institutions</b>																				
(a)	Mutual Fund		0	0	0	0	0	0.0000	0	0	0	0.0000	0	0	0	0.0000	0	0	NA	NA	0
(b)	Venture Capital Funds		0	0	0	0	0	0.0000	0	0	0	0.0000	0	0	0	0.0000	0	0	NA	NA	0
(c)	Alternate Investment Funds		0	0	0	0	0	0.0000	0	0	0	0.0000	0	0	0	0.0000	0	0	NA	NA	0
(d)	Foreign Venture Capital Investors		0	0	0	0	0	0.0000	0	0	0	0.0000	0	0	0	0.0000	0	0	NA	NA	0
(e)	Foreign Portfolio Investor		83	170127302	0	0	170127302	10.8776	170127302	0	170127302	10.8776	0	0	0	10.8776	0	0	NA	NA	170127302
(i)	Elara India Opportunities Fund Limited	AABCE6307N	1	46840786	0	0	46840786	2.9949	46840786	0	46840786	2.9949	0	0	0	2.9949	0	0	NA	NA	46840786
(ii)	Cresta Fund Ltd	AADCC2634A	1	25293035	0	0	25293035	1.6172	25293035	0	25293035	1.6172	0	0	0	1.6172	0	0	NA	NA	25293035
(iii)	Albula Investment Fund Ltd	AAHCA3597Q	1	22078233	0	0	22078233	1.4116	22078233	0	22078233	1.4116	0	0	0	1.4116	0	0	NA	NA	22078233
(iv)	Asia Investment Corporation (Mauritius) Ltd	AAFA0513L	1	16927128	0	0	16927128	1.0823	16927128	0	16927128	1.0823	0	0	0	1.0823	0	0	NA	NA	16927128
(f)	Financial Institutions / Banks		6	4376764	0	0	4376764	0.2798	4376764	0	4376764	0.2798	0	0	0	0.2798	0	0	NA	NA	4376764
(g)	Insurance Companies		0	0	0	0	0	0.0000	0	0	0	0.0000	0	0	0	0.0000	0	0	NA	NA	0
(h)	Provident Funds/ Pension Funds		0	0	0	0	0	0.0000	0	0	0	0.0000	0	0	0	0.0000	0	0	NA	NA	0
(i)	Any Other (Specify)		0	0	0	0	0	0.0000	0	0	0	0.0000	0	0	0	0.0000	0	0	NA	NA	0
	<b>Sub Total (B)(1)</b>		<b>89</b>	<b>174504066</b>	<b>0</b>	<b>0</b>	<b>174504066</b>	<b>11.1574</b>	<b>174504066</b>	<b>0</b>	<b>174504066</b>	<b>11.1574</b>	<b>0</b>	<b>0</b>	<b>0</b>	<b>11.1574</b>	<b>0</b>	<b>0</b>	<b>NA</b>	<b>NA</b>	<b>174504066</b>
<b>2</b>	<b>Central Government/ State Government(s)/ President of India</b>		<b>0</b>	<b>0</b>	<b>0</b>	<b>0</b>	<b>0</b>	<b>0.0000</b>	<b>0</b>	<b>0</b>	<b>0</b>	<b>0.0000</b>	<b>0</b>	<b>0</b>	<b>0</b>	<b>0.0000</b>	<b>0</b>	<b>0</b>	<b>NA</b>	<b>NA</b>	<b>0</b>
	<b>Sub Total (B)(2)</b>		<b>0</b>	<b>0</b>	<b>0</b>	<b>0</b>	<b>0</b>	<b>0.0000</b>	<b>0</b>	<b>0</b>	<b>0</b>	<b>0.0000</b>	<b>0</b>	<b>0</b>	<b>0</b>	<b>0.0000</b>	<b>0</b>	<b>0</b>	<b>NA</b>	<b>NA</b>	<b>0</b>
<b>3</b>	<b>Non-Institutions</b>																				
(a)	Individuals		75982	18920432	0	0	18920432	1.2097	18920432	0	18920432	1.2097	0	0	0	1.2097	0	0	NA	NA	18629706
	i. Individual shareholders holding nominal share capital up to Rs. 2 lakhs.																				
	ii. Individual shareholders holding nominal share capital in excess of Rs. 2 lakhs.		118	7311473	0	0	7311473	0.4675	7311473	0	7311473	0.4675	0	0	0	0.4675	0	0	NA	NA	7264291
(b)	NBFCs registered with RBI		2	3019	0	0	3019	0.0002	3019	0	3019	0.0002	0	0	0	0.0002	0	0	NA	NA	3019
(c)	Employee Trusts		0	0	0	0	0	0.0000	0	0	0	0.0000	0	0	0	0.0000	0	0	NA	NA	0
(d)	Overseas Depositories(holding DRs) (balancing figure)		0	0	0	0	0	0.0000	0	0	0	0.0000	0	0	0	0.0000	0	0	NA	NA	0
(e)	Any Other (Specify)		3375	9180280	0	0	9180280	0.5870	9180280	0	9180280	0.5870	0	0	0	0.5870	0	0	NA	NA	9180166
(i)	EPF		1	33858	0	0	33858	0.0022	33858	0	33858	0.0022	0	0	0	0.0022	0	0	NA	NA	33858
(ii)	Trusts		4	24286	0	0	24286	0.0016	24286	0	24286	0.0016	0	0	0	0.0016	0	0	NA	NA	24286
(iii)	Foreign Nationals		1	7610	0	0	7610	0.0005	7610	0	7610	0.0005	0	0	0	0.0005	0	0	NA	NA	7610
(iv)	Hindu Undivided Family		1499	1452853	0	0	1452853	0.0929	1452853	0	1452853	0.0929	0	0	0	0.0929	0	0	NA	NA	1452853
(v)	Non Resident Indians (Non Repat)		377	180870	0	0	180870	0.0116	180870	0	180870	0.0116	0	0	0	0.0116	0	0	NA	NA	180870
(vi)	Non Resident Indians (Repat)		858	777802	0	0	777802	0.0497	777802	0	777802	0.0497	0	0	0	0.0497	0	0	NA	NA	777688
(vii)	Clearing Member		214	1530974	0	0	1530974	0.0979	1530974	0	1530974	0.0979	0	0	0	0.0979	0	0	NA	NA	1530974
(viii)	Bodies Corporate		421	5172027	0	0	5172027	0.3307	5172027	0	5172027	0.3307	0	0	0	0.3307	0	0	NA	NA	5172027
	<b>Sub Total (B)(3)</b>		<b>79477</b>	<b>35415204</b>	<b>0</b>	<b>0</b>	<b>35415204</b>	<b>2.2644</b>	<b>35415204</b>	<b>0</b>	<b>35415204</b>	<b>2.2644</b>	<b>0</b>	<b>0</b>	<b>0</b>	<b>2.2644</b>	<b>0</b>	<b>0</b>	<b>NA</b>	<b>NA</b>	<b>3507182</b>
	<b>Total Public Shareholding (B)= (B)(1)+(B)(2)+(B)(3)</b>		<b>79566</b>	<b>209919270</b>	<b>0</b>	<b>0</b>	<b>209919270</b>	<b>13.4218</b>	<b>209919270</b>	<b>0</b>	<b>209919270</b>	<b>13.4218</b>	<b>0</b>	<b>0</b>	<b>0</b>	<b>13.4218</b>	<b>0</b>	<b>0</b>	<b>NA</b>	<b>NA</b>	<b>209581248</b>



**Adani Green Energy Limited**

**Table IV - Statement showing shareholding pattern of the Non Promoter- Non Public shareholder**

	Category & Name of the shareholders	PAN	Nos. of shareholders	No. of fully paid up equity shares held	Partly paid-up equity shares held	No. of shares underlying Depository Receipts	Total nos. shares held	Shareholding % calculated as per SCRR, 1957 As a % of (A+B+C2)	Number of Voting Rights held in each class of securities			No. of Shares Underlying Outstanding convertible securities (including Warrants)	No. Of Warrants	No. Of Shares Underlying Outstanding convertible securities and No. Of Warrants	Shareholding , as a % assuming full conversion of convertible securities ( as a percentage of diluted share capital)	Number of Locked in shares		Number of Shares pledged or otherwise encumbered		Number of equity shares held in dematerialised form	
									No of Voting Rights		Total as a % of (A+B+C)					No. (a)	As a % of total Shares held(b)	No. (a)	As a % of total Shares held(b)		
									Class eg: X	Class eg: y											Total
	(I)	(II)	(III)	(IV)	(V)	(VI)	(VII) = (IV)+(V)+ (VI)	(VIII) As a % of (A+B+C2)	(IX)			(X)	(XI)	(XI)(a)	(XI)=(VII)+(X) As a % of (A+B+C2)	(XII)		(XIII)		(XIV)	
1	Custodian/DR Holder		0	0	0	0	0	0.0000	0	0	0	0.0000	0	0	0	0.0000	0	0.0000	NA	NA	0
2	Employee Benefit Trust (under SEBI (Share based Employee Benefit) Regulations, 2014)		0	0	0	0	0	0.0000	0	0	0	0.0000	0	0	0	0.0000	0	0.0000	NA	NA	0
	<b>Total Non-Promoter- Non Public Shareholding (C)= (C)(1)+(C)(2)</b>		0	0	0	0	0	0.0000	0	0	0	0.0000	0	0	0	0.0000	0	0.0000	NA	NA	0

