


Shareholding Pattern under Regulation 31 of SEBI (Listing Obligations and Disclosure Requirements) Regulations, 2015

General information about company	
Scrip Code	
Name of the company	Adani Green Energy Limited
Class of Security	Equity Shares
Type of Report	Quarterly
Quarter ended	25-05-2018
Date of allotment/ extinguishment (in case of Capital Restructuring selected/ Listing date	N/A
Shareholding pattern filed under	Reg. 31(1)(b)




Declaration

Sr. No.	Particulars	Yes/No
1	Whether the Listed Entity has issued any partly paid up shares?	No
2	Whether the Listed Entity has issued any Convertible Securities or Warrants?	No
3	Whether the Listed Entity has issued any Warrants?	No
4	Whether the Listed Entity has any shares against which depository receipts are issued?	No
5	Whether the Listed Entity has any shares in locked-in?	No
6	Whether any shares held by promoters are pledge or otherwise encumbered?	Yes
7	Whether company has equity shares with differential voting rights?	No

1. All the fields in this table are mandatory.


2. Select (Yes/No) from drop down depending upon the applicability of shares of the company. For e.g. if you will select (No) then it will hide corresponding column from all the respective sheets



Adani Green Energy Limited

Table I - Summary Statement holding of specified securities


Category	Category of shareholder	Number of shareholders	No. of fully paid up equity shares held	No. of Partly paid-up equity shares held	No. of shares underlying Depository Receipts	Total nos. shares held	Shareholding as a % of total no. of shares (calculated as per SCRR, 1957)	Number of Voting Rights held in each class of securities			No. of Shares Underlying Outstanding convertible securities (including)	No. of Shares Underlying Outstanding convertible securities and No.	Shareholding, as a percentage assuming full conversion of convertible securities (XII) = (VII)+(X) / (A+B+C2)	Number of Locked in shares		Number of Shares pledged or otherwise encumbered		Number of equity shares held in dematerialised form
								No of Voting Rights Class eg: X	Class eg: Y	Total				(X)	(XI)	(XII)	(XIII)	
(I)	(II)	(III)	(IV)	(V)	(VI)	(VII) = (IV)+(V)+(VI)	(VIII) As a % of (A+B+C2)	(IX)	(X)	(XI)	(XII)	(XIII)	(XIV)	(XV)				
(A)	Promoter & Public	8	1354095010	0	0	1354095010	86.5782	0	1354095010	86.5782	0	0.0000	160890703	11.8817	0	0.0000	1354095010	
(B)	Public	75232	209919270	0	0	209919270	13.4218	0	209919270	13.4218	0	0.0000	NA	NA	0	0.0000	209578699	
(C)	Non Promoter - Non Public	0	0	0	0	0	0.0000	0	0	0.0000	0	0.0000	NA	NA	0	0.0000	0	
(C1)	Shares Underlying DRs	0	0	0	0	0	0.0000	0	0	0.0000	0	0.0000	NA	NA	0	0.0000	0	
(C2)	Shares Held By Employee Trust	0	0	0	0	0	0.0000	0	0	0.0000	0	0.0000	NA	NA	0	0.0000	0	
	Total	75240	1564014280	0	0	1564014280	100.0000	0	1564014280	100.0000	0	0.0000	160890703	10.2870	0	0.0000	1563673709	



Adani Green Energy Limited

Table II - Statement showing shareholding pattern of the Promoter and Promoter Group

Category & Name of the shareholders	PAN	Nos. of shareholders	No. of fully paid up equity shares held	Partly paid up equity shares held	No. of shares underlying Depository Receipts	Total nos. shares held (VII) = (IV)+(V)+(VI)	Shareholding % calculated as per SCRR, 1957 As a % of (A+B+CZ)		Number of Voting Rights held in each class of securities (including convertible securities)		No. of Shares Underlying Outstanding convertible securities (including)	No. Of Warrants Underlying Outstanding convertible securities and No.	Shareholding, as a % assuming full conversion of convertible securities (XII) = (VII)+(X) / (A+B+CZ)	Number of Locked in shares		Number of Shares pledged or otherwise encumbered		Number of equity shares held in dematerialised form
							(VIII) As a % of (A+B+CZ)	(IX) Class eg: X Y Total	(X) As a % of (A+B+CZ)	(XI) As a % of (A+B+CZ)				(a) No. (a)	(b) As a % of total Shares held(b)	(a) No. (a)	(b) As a % of total Shares held(b)	
1 Indian Individuals / Hindu Undivided Family																		
(a) Central Government / State Government(s)		0	0	0	0	0	0.0000	0	0	0	0	0.0000	0	0.0000	0	0.0000	0	0
(b) Financial Institutions / Banks		0	0	0	0	0	0.0000	0	0	0	0	0.0000	0	0.0000	0	0.0000	0	0
(c) Any Other (Specify)		4	1085748922	0	0	1085748922	69.4207	1085748922	69.4207	0	0	69.4207	0	0.0000	0	11389449	1.8785	606292547
(d) Gautambhai Shantilal Adani & Rajeshbhai Shantilal Adani (on behalf of S. B. Adani Family Trust)	AAFTS2164Q	1	472731609	0	0	472731609	30.2255	472731609	30.2255	0	0	30.2255	0	0.0000	0	149501254	31.6250	472731609
(e) Gautambhai Shantilal Adani & Pritibeen Gautambhai Adani (on behalf of Gautam S. Adani Family Trust)	AAATG3082A	1	6724766	0	0	6724766	0.4300	6724766	0.4300	0	0	0.4300	0	0.0000	0	0	0.0000	6724766
(f) Bodies Corporate		2	606292547	0	0	606292547	38.7652	606292547	38.7652	0	0	38.7652	0	0.0000	0	11389449	1.8785	606292547
(g) (i) Adani Trading Services Lp	ABHFA7235K	1	530579350	0	0	530579350	33.9242	530579350	33.9242	0	0	33.9242	0	0.0000	0	0	0.0000	530579350
(ii) Adani Tradeline Lp	AAATP882ZA	1	75713197	0	0	75713197	4.8410	75713197	4.8410	0	0	4.8410	0	0.0000	0	11389449	15.0429	75713197
Sub Total (A)[1]		4	1085748922	0	0	1085748922	69.4207	1085748922	69.4207	0	0	69.4207	0	0.0000	0	160890703	14.8184	1085748922
2 Foreign Individuals (Non-Resident Individuals / Foreign Individuals)																		
(a) Government		0	0	0	0	0	0.0000	0	0	0	0	0.0000	0	0.0000	0	0	0.0000	0
(b) Institutions		0	0	0	0	0	0.0000	0	0	0	0	0.0000	0	0.0000	0	0	0.0000	0
(c) Foreign Portfolio Investor		0	0	0	0	0	0.0000	0	0	0	0	0.0000	0	0.0000	0	0	0.0000	0
(d) Any Other (Specify)		4	268346088	0	0	268346088	17.1575	268346088	17.1575	0	0	17.1575	0	0.0000	0	0	0.0000	268346088
(e) Bodies Corporate		4	268346088	0	0	268346088	17.1575	268346088	17.1575	0	0	17.1575	0	0.0000	0	0	0.0000	268346088
(f) Universal Trade And Investments Limited		1	219499478	0	0	219499478	14.0344	219499478	14.0344	0	0	14.0344	0	0.0000	0	0	0.0000	219499478
(g) Worldwide Emerging Market Holding Limited	AABCU9283H	1	23020021	0	0	23020021	1.4719	23020021	1.4719	0	0	1.4719	0	0.0000	0	0	0.0000	23020021
(h) Afro Asia Trade And Investments Limited	AABCW7941G	1	23020021	0	0	23020021	1.4719	23020021	1.4719	0	0	1.4719	0	0.0000	0	0	0.0000	23020021
(i) Pan Asia Trade And Investment Pvt Ltd	AAOCA3024D	1	2806568	0	0	2806568	0.1794	2806568	0.1794	0	0	0.1794	0	0.0000	0	0	0.0000	2806568
Sub Total (A)[2]		4	268346088	0	0	268346088	17.1575	268346088	17.1575	0	0	17.1575	0	0.0000	0	0	0.0000	268346088
Total Shareholding Of Promoter And Promoter Group (A)= (A)[1]+(A)[2]		8	1354095010	0	0	1354095010	86.5782	1354095010	86.5782	0	0	86.5782	0	0.0000	0	160890703	11.8818	1354095010




Details of Shares which remain unclaimed may be given hear along with details such as number of shareholders, outstanding shares held in demat/unclaimed suspense account, voting rights which are frozen etc.

Note:
 (1) PAN would not be displayed on website of Stock Exchange(s)
 (2) The term "Encumbrance" has the same meaning as assigned under regulation 28(3) of SEBI (Substantial Acquisition of Shares and Takeovers) Regulations, 2011.

Adani Green Energy Limited

Table III - Statement showing shareholding pattern of the Public shareholder

Category & Name of the shareholders	PAN	Nos. of shareholders	No. of fully paid up shares held	Partly paid up equity shares held	No. of shares underlying Depository Receipts	Total nos. shares held (IV)+(V)+(VI)	Shareholding % as per SCRR, 1957 As a % of (A+B+C2)		Number of Voting Rights held in each class of securities		No. of Shares Underlying Outstanding convertible securities (including (X))	No. of Warrants Underlying Outstanding convertible securities (including (XI))	No. of Shares Underlying assuming conversion of convertible securities (including (XII))	Number of Locked in shares	Number of Shares pledged or otherwise encumbered	As a % of total Shares held(b)	Number of equity shares held in dematerialised form
							(VIII) As a % of (A+B+C2)	(IX) Total	No of Voting Rights	Class eg: X Y							
(i)	(ii)	(iii)	(iv)	(v)	(vi)	(vii) = (iv)+(v)+(vi)	(viii) As a % of (A+B+C2)	(ix) Total	(x)	(xi)	(xii) As a % of (A+B+C2)	(xiii)	(xiv)				
1. Institutions																	
(a) Mutual Fund		3	155244	0	0	155244	0.0099	155244	0	0	0.0099	0	0	0	0	NA	155244
(b) Venture Capital Funds		0	0	0	0	0	0.0000	0	0	0	0.0000	0	0	0	0	NA	0
(c) Alternate Investment Funds		1	48475	0	0	48475	0.0031	48475	0	0	0.0031	0	0	0	0	NA	48475
Foreign Venture Capital Investors		0	0	0	0	0	0.0000	0	0	0	0.0000	0	0	0	0	NA	0
(d) Foreign Portfolio Investor		142	172000163	0	0	172000163	10.9974	172000163	0	0	10.9974	0	0	0	0	NA	172000163
(e) (f) Elara India Opportunities Fund Limited	AABCE6307N	1	38731770	0	0	38731770	2.4764	38731770	0	0	2.4764	0	0	0	0	NA	38731770
(g) Cresta Fund Ltd	AADC2634A	1	25293035	0	0	25293035	1.6172	25293035	0	0	1.6172	0	0	0	0	NA	25293035
(h) Albulia Investment Fund Ltd	AAHC3597Q	1	22078233	0	0	22078233	1.4116	22078233	0	0	1.4116	0	0	0	0	NA	22078233
(i) Financial Institutions / Banks		5	4399983	0	0	4399983	0.2813	4399983	0	0	0.2813	0	0	0	0	NA	4399983
(j) Insurance Companies		0	0	0	0	0	0.0000	0	0	0	0.0000	0	0	0	0	NA	0
(k) Provident Funds/ Pension Funds		0	0	0	0	0	0.0000	0	0	0	0.0000	0	0	0	0	NA	0
(l) Any Other (Specify)		0	0	0	0	0	0.0000	0	0	0	0.0000	0	0	0	0	NA	0
(m) Sub Total (B)(1)		151	176603865	0	0	176603865	11.2917	176603865	0	0	11.2917	0	0	0	0	NA	176603865
Central Government/ State Government(s)/ President of India																	
(n) Sub Total (B)(2)		0	0	0	0	0	0.0000	0	0	0	0.0000	0	0	0	0	NA	0
3. Non-Institutions																	
(a) Individuals																	
(i) Individual shareholders holding nominal share capital up to Rs. 2 lakhs.		71531	15179492	0	0	15179492	0.9705	15179492	0	0	0.9705	0	0	0	0	NA	14886217
(ii) Individual shareholders holding nominal share capital in excess of Rs. 2 lakhs.		93	6909451	0	0	6909451	0.4418	6909451	0	0	0.4418	0	0	0	0	NA	6862269
(b) NBFCs registered with RBI		0	0	0	0	0	0.0000	0	0	0	0.0000	0	0	0	0	NA	0
(c) Employee Trusts		0	0	0	0	0	0.0000	0	0	0	0.0000	0	0	0	0	NA	0
(d) Overseas Depositories(holding DRs) (balancing figure)		3457	11226462	0	0	11226462	0.7178	11226462	0	0	0.7178	0	0	0	0	NA	11226462
(e) (Any Other (Specify))		1	33858	0	0	33858	0.0022	33858	0	0	0.0022	0	0	0	0	NA	33858
(f) IEPF		5	25313	0	0	25313	0.0016	25313	0	0	0.0016	0	0	0	0	NA	25313
(g) Trusts		1	7610	0	0	7610	0.0005	7610	0	0	0.0005	0	0	0	0	NA	7610
(h) Foreign Nationals		1564	1880933	0	0	1880933	0.1203	1880933	0	0	0.1203	0	0	0	0	NA	1880933
(i) Hindu Undivided Family																	
(j) Non Resident Indians (Non Repat)		357	112711	0	0	112711	0.0072	112711	0	0	0.0072	0	0	0	0	NA	112711
(k) Non Resident Indians (Repat)		828	679484	0	0	679484	0.0434	679484	0	0	0.0434	0	0	0	0	NA	679370
(l) Clearing Member		234	2064914	0	0	2064914	0.1320	2064914	0	0	0.1320	0	0	0	0	NA	2064914
(m) Bodies Corporate		467	6421739	0	0	6421739	0.4106	6421739	0	0	0.4106	0	0	0	0	NA	6421739
(n) Sub Total (B)(3)		75081	33315405	0	0	33315405	2.1301	33315405	0	0	2.1301	0	0	0	0	NA	32974834
(o) Total Public Shareholding (B) = (B)(1)+(B)(2)+(B)(3)		75232	209919270	0	0	209919270	13.4218	209919270	0	0	13.4218	0	0	0	0	NA	209578699




Details of the shareholders acting as persons in Concert including their Shareholding (No. and %):
 Details of Shares which remain unclaimed may be given hear along with details such as number of shareholders, outstanding shares held in demat/unclaimed suspense account, voting rights which are frozen etc.

Note:
 (1) PAN would not be displayed on website of Stock Exchange(s).
 (2) The above format needs to be disclosed along with the name of following persons: Institutions/Non Institutions holding more than 1% of total number of shares
 (3) W.r.t. the information pertaining to Depository Receipts, the same may be disclosed in the respective columns to the extent information available and the balance to be disclosed as held by custodian.

Adani Green Energy Limited

Table IV - Statement showing shareholding pattern of the Non Promoter- Non Public shareholder

Category & Name of the shareholders	PAN	Nos. of shareholders	No. of fully paid up equity shares held	Partly paid-up equity shares held	No. of shares underlying Depository Receipts	Total nos. shares held	Shareholding % as per SCRR, 1957 As a % of (A+B+C2)	Number of Voting Rights held in each class			No. of Shares Underlying Outstanding convertible securities (including)	No. Of Warrants Underlying Outstanding convertible securities and No.	No. Of Shares Underlying Outstanding convertible securities and No.	Shareholding, as a % assuming full conversion of convertible securities	Number of Locked in shares		Number of Shares pledged or otherwise encumbered	Number of equity shares held in dematerialised form
								No. of Voting Rights	Class eg: X	Class eg: Y					No. (a)	As a % of total Shares held(b)		
(i)	(ii)	(iii)	(iv)	(v)	(vi)	(vii) = (iv)+(v)+(vi)	(viii) As a % of (A+B+C2)	(ix)	(x)	(xi)	(xii)	(xiii)	(xiv) = (vii)+(x)/(A+B+C2)	(xv)	(xvi)	(xvii)	(xviii)	
1. Custodian/DR Holder Employee Benefit Trust (under SEBI (Share based Employee Benefits) Regulations, 2014)		0	0	0	0	0	0.0000	0	0	0	0	0	0.0000	0	0.0000	NA	0	
2. Total Non-Promoter- Non Public Shareholding (C) = [C1]+[C2]		0	0	0	0	0	0.0000	0	0	0	0	0	0.0000	0	0.0000	NA	0	



Note:

- (1) PAN would not be displayed on website of Stock Exchange(s).
- (2) The above format needs to disclose name of all holders holding more than 1% of total number of shares
- (3) W.r.t. the information pertaining to Depository Receipts, the same may be disclosed in the respective columns to the extent information available