



Renewables

Date: April 12, 2022

To

BSE Limited  
P J Towers,  
Dalal Street,  
Mumbai – 400 001

The National Stock Exchange of India Limited  
"Exchange Plaza",  
Bandra – Kurla Complex,  
Bandra (E), Mumbai – 400 051

**Scrip Code: 541450**

**Scrip Code: ADANIGREEN**

Dear Sir,

**Sub: Intimation under Regulation 30 of the SEBI (Listing Obligations and Disclosures Requirements) Regulations, 2015 – Provisional operational update: Q4 - FY22**

Pursuant to Regulation 30 of the SEBI (Listing Obligations and Disclosure Requirements) Regulations, 2015, provisional operational update of the Company for the Q4 of the Financial Year 2021-22 is attached herewith.

You are requested to take the same on your record.

Thanking You

Yours Faithfully,

**For, Adani Green Energy Limited**

  
**Pragnesh Darji**  
**Company Secretary**



Adani Green Energy Limited  
Adani Corporate House, Shantigram,  
Nr Vaishno Devi Circle, S G Highway  
Khodiyar, Ahmedabad 382 421  
Gujarat, India  
CIN: L40106GJ2015PLC082007

Tel +91 79 2555 5555  
Fax +91 79 2555 5500  
investor.agel@adani.com  
www.adanigreenenergy.com

Registered Office: Adani Corporate House, Shantigram, Nr. Vaishno Devi Circle,  
S G Highway, Khodiyar, Ahmedabad – 382 421, Gujarat, India



# Adani Green Energy Limited

Provisional Operational Update  
(Consolidated)

**Q4 FY22**

---

**1 Adani Portfolio**

---

**2 AGEL: Company Profile**

---

**3 AGEL: Operational Update for Q4 FY22**


---

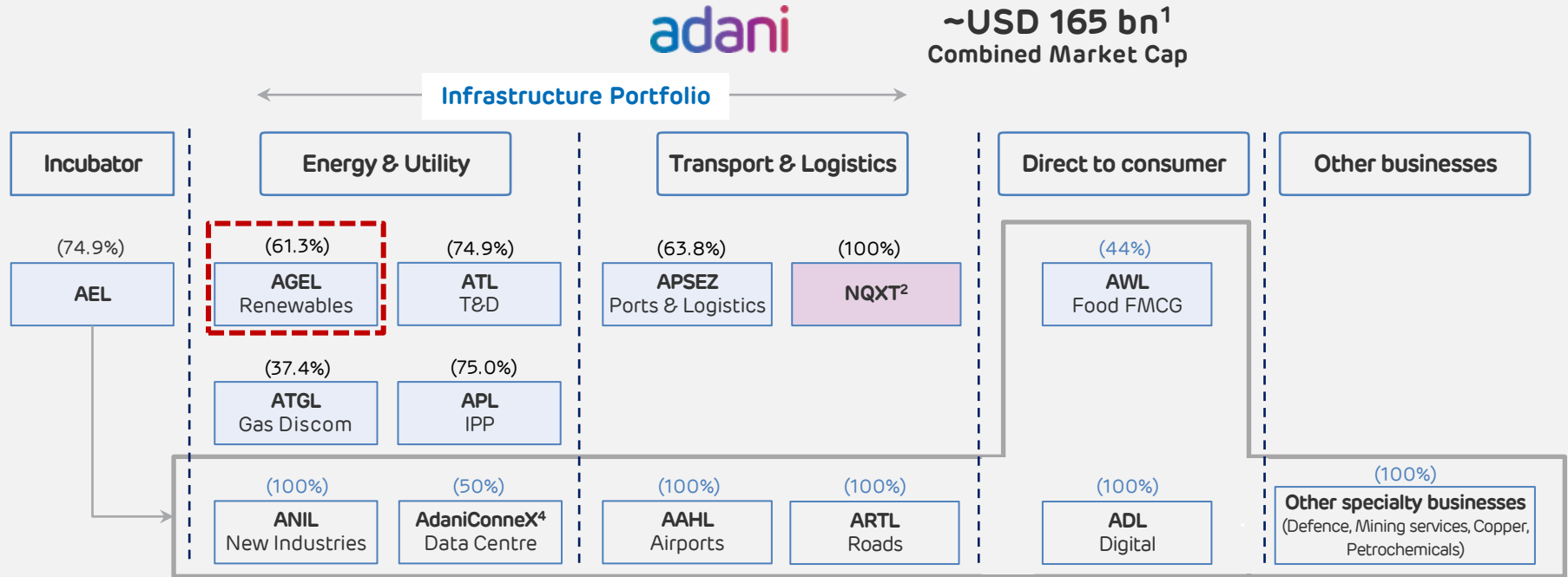
**Annexure: AGEL (incl. RG1 & RG2) - Operational Update for FY22**

---



# Adani Portfolio





(%): Promoter equity stake in Adani Portfolio companies

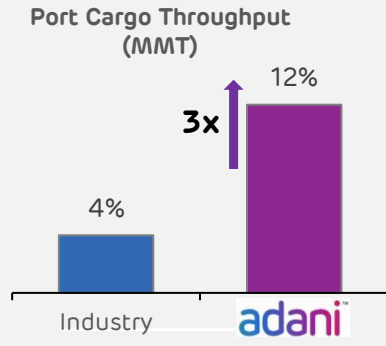
(%): AEL equity stake in its subsidiaries

- Represents public traded listed verticals

## A multi-decade story of high growth and derisked cash flow generation

1. As on Mar 31, 2022, USD/INR – 75.9 | Note - Light blue color represent public traded listed verticals 2. NQXT: North Queensland Export Terminal | 3. ATGL: Adani Total Gas Ltd, JV with Total Energies | 4. Data center, JV with EdgeConnex, | APSEZ: Adani Ports and Special Economic Zone Limited; ATL: Adani Transmission Limited; T&D: Transmission & Distribution; APL: Adani Power Limited; AGEL: Adani Green Energy Limited; AAHL: Adani Airport Holdings Limited; ARTL: Adani Roads Transport Limited; ANIL: Adani New Industries Limited; AWL: Adani Wilmar Limited; ADL: Adani Digital Limited

# Adani Group : Decades long track record of industry best growth rates across sectors

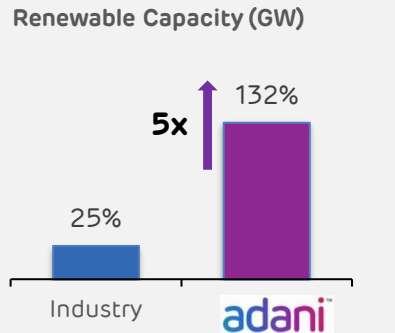


2014	972 MMT	113 MMT
2021	1,246 MMT	247 MMT



#### APSEZ

Highest Margin among Peers globally  
**EBITDA margin: 70%**<sup>1,2</sup>  
 Next best peer margin: 55%

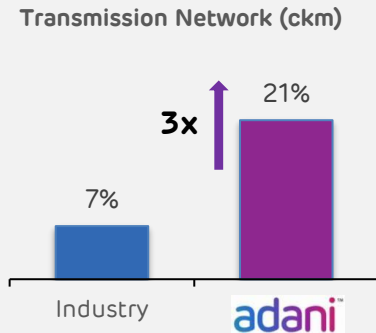


2016	46 GW	0.3 GW
2021	140 GW <sup>9</sup>	19.3 GW <sup>6</sup>



#### AGEL

World's largest solar power developer  
**EBITDA margin: 91%**<sup>1,4</sup>  
 Among the best in Industry

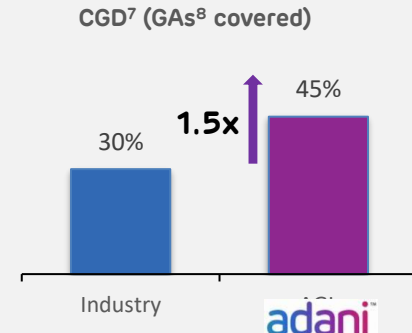


2016	320,000 ckm	6,950 ckm
2021	441,821 ckm	18,336 ckm



#### ATL

Highest availability among Peers  
**EBITDA margin: 92%**<sup>1,3,5</sup>  
 Next best peer margin: 89%



2015	62 GAs	6 GAs
2021	228 GAs	38 GAs




#### ATGL

India's Largest private CGD business  
**EBITDA margin: 41%**<sup>1</sup>  
 Among the best in industry

**Transformative model driving scale, growth and free cashflow**

Note: 1 Data for FY21; 2 Margin for ports business only, Excludes forex gains/losses; 3 EBITDA = PBT + Depreciation + Net Finance Costs – Other Income; 4 EBITDA Margin represents EBITDA earned from power supply 5. Operating EBITDA margin of transmission business only, does not include distribution business. 6. Contracted & awarded capacity 7. CGD – City Gas distribution 8. GAs - Geographical Areas - Including JV | Industry data is from market intelligence 9. This includes 17GW of renewable capacity where PPA has been signed and the capacity is under various stages of implementation and 29GW of capacity where PPA is yet to be signed<sup>1</sup>

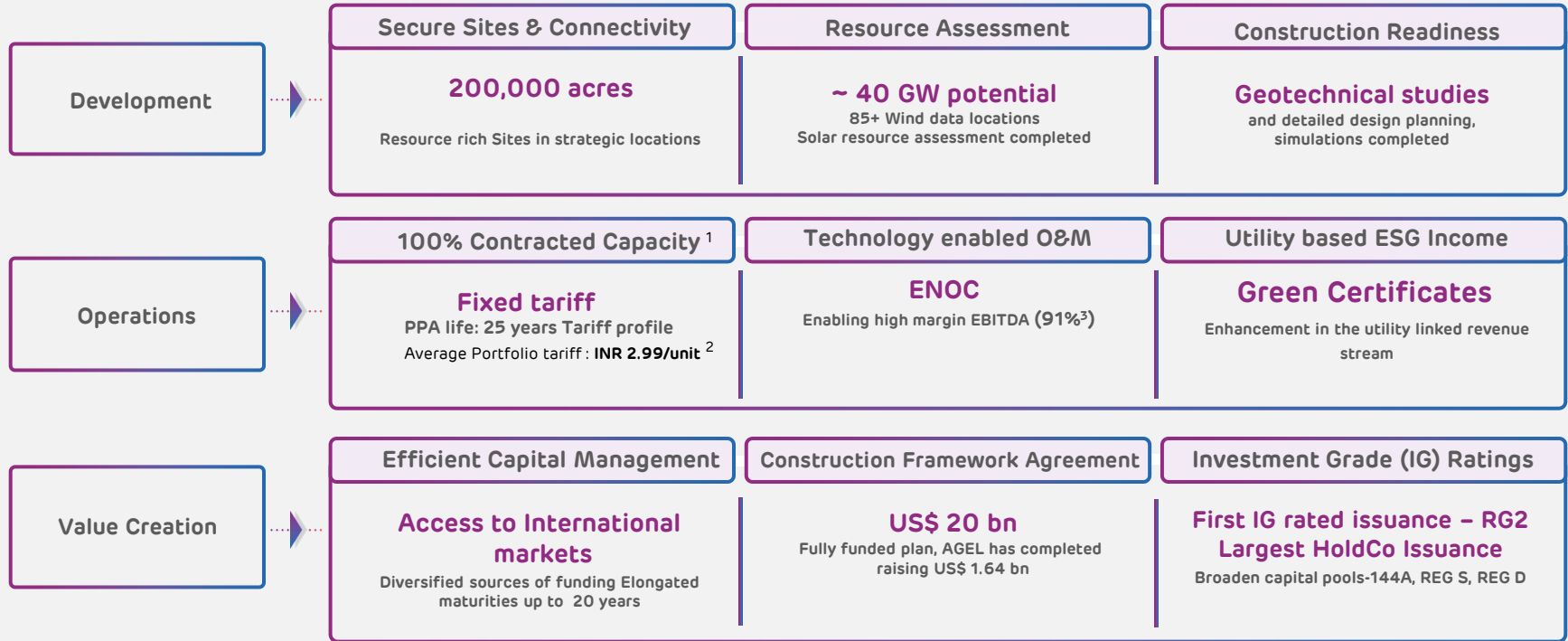




Activity	Origination	Site Development	Construction	Operation	Capital Mgmt
	<ul style="list-style-type: none"> <li>Analysis &amp; market intelligence</li> <li>Viability analysis</li> <li><b>Strategic value</b></li> </ul>	<ul style="list-style-type: none"> <li>Site acquisition</li> <li>Concessions and regulatory agreements</li> <li><b>Investment case development</b></li> </ul>	<ul style="list-style-type: none"> <li>Engineering &amp; design</li> <li>Sourcing &amp; quality levels</li> <li><b>Equity &amp; debt funding at project</b></li> </ul>	<ul style="list-style-type: none"> <li><b>Life cycle O&amp;M planning</b></li> <li>Asset Management plan</li> </ul>	<ul style="list-style-type: none"> <li>Redesigning the <b>capital structure</b> of assets</li> <li><b>Operational phase funding consistent with asset life</b></li> </ul>

Performance	India's Largest Commercial Port (at Mundra)	Longest Private HVDC Line in Asia (Mundra – Mohindergarh)	648 MW Ultra Mega Solar Power Plant (at Kamuthi, Tamil Nadu)	Energy Network Operation Center (ENOC)	<ul style="list-style-type: none"> <li>First ever GMTN<sup>1</sup> of USD 2Bn by an energy utility player in India - an SLB<sup>2</sup> in line with COP26 goals - at AEML</li> <li>AGEL's tied up "Diversified Growth Capital" with revolving facility of \$1.35 Bn - will fully fund its entire project pipeline</li> <li>Issuance of 20 &amp; 10 year dual tranche bond of USD 750 mn - APSEZ the only infrastructure company to do so</li> <li>Green bond issuance of USD 750 mn establishes AGEL as India's leading credit in the renewable sector</li> </ul>
	<p>Highest Margin among Peers</p>	<p>Highest line availability</p>	<p>Constructed and Commissioned in nine months</p>	<p>Centralized continuous monitoring of solar and wind plants across India on a single cloud based platform</p>	

O&M: Operations & Maintenance, HVDC: High voltage, direct current, PSU: Public Sector Undertaking (Public Banks in India), GMTN: Global Medium Term Notes SLB: Sustainability Linked Bonds, AEML: Adani Electricity Mumbai Ltd. IG: Investment Grade, LC: Letter of Credit, DII: Domestic Institutional Investors, COP26: 2021 United Nations Climate Change Conference; AGEL: Adani Green Energy Ltd.



**World's largest solar power developer<sup>4</sup>, well positioned for industry leading growth**

1. Excluding a small merchant solar capacity of 50 MW  
 2. Average tariff for locked-in growth of 20.3 GW  
 3. EBITDA margin from power supply in FY21  
 4. According to Mercom Capital Group report titled "Leading Global Large-Scale Solar PV Developers" dated August 2020  
 PPA - Power Purchase Agreement ; ENOC: Energy Network Operations Centre ; EBITDA: Earnings before Interest, tax, depreciation & amortization; IG: Investment Grade



Adani Group and TotalEnergies have a long term partnership and commitment to expand renewable footprint through AGEL



- **Amongst Largest infrastructure and real asset** platform with deep expertise and experience in developing large scale infrastructure projects in India
- **Fully integrated energy player** in India
- **Disciplined yet transformational capital management** approach, applied across infrastructure sub sectors
- **Strong supply chain integration**
- Commenced renewable journey in India through AGEL in 2015 setting up the then **largest solar power project in the world**
- AGEL has signed UN Energy Compact committing to develop and operate **Renewable Energy Generation Capacity of 25 GW by 2025 and 45 GW by 2030** and to keep average tariff below Average Power Purchase Cost at national level

- One of the largest energy players in the world with presence across 130 countries & a leading liquefied natural gas player globally
- **Net Zero ambition by 2050**, Operating **renewable projects all over the world and target to have 35 GW renewable capacity by 2025**
- Deep focus on new renewable energy technology **R&D** to reduce cost of energy and assist in grid adoption
- Adani and TotalEnergies have formed a '**strategic alliance**' across renewables, city gas distribution, LNG terminals.
- TotalEnergies owns **20% stake** <sup>1</sup> in AGEL and **50% stake** <sup>2</sup> in Adani Green Energy Twenty-Three Limited;
- **TotalEnergies has board representation in AGEL and is present on Audit Committee of AGEL**

**Embedded Teams in plant O&M and development for exchanging ideas and best practices**

**Adani and TotalEnergies jointly working to achieve global best practices of governance**

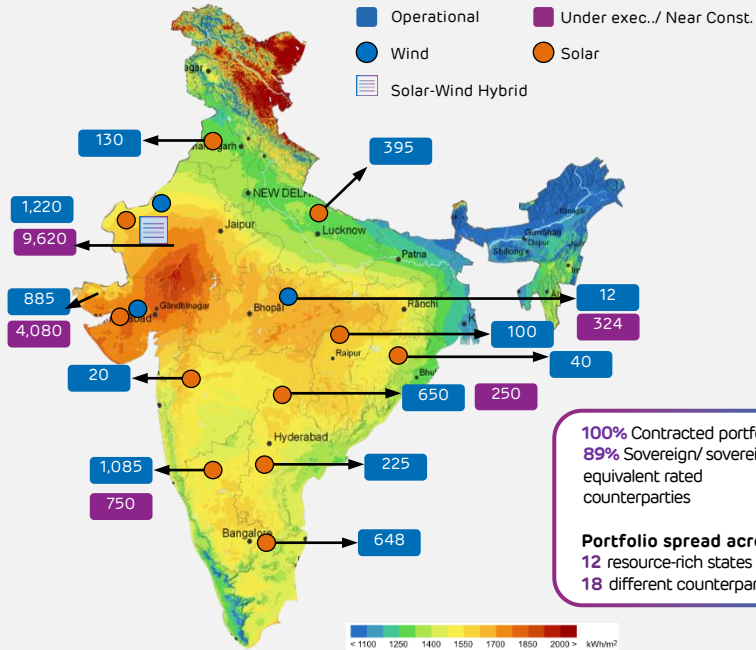
# Adani Green Energy Limited

Company Profile

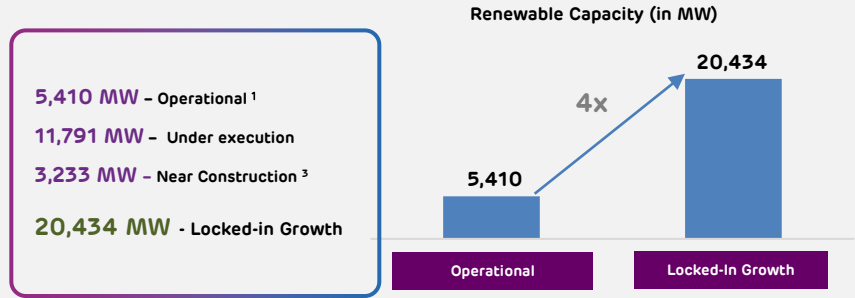
adani  
Renewables



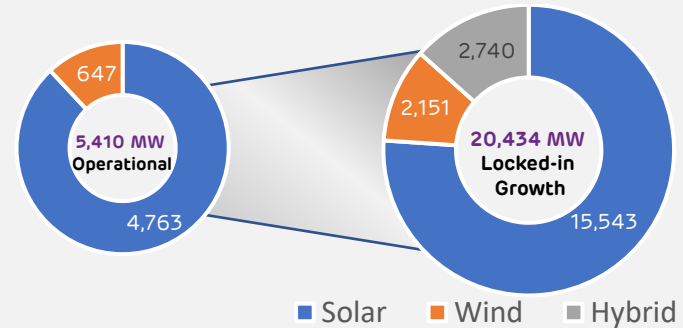
## Pan India Presence<sup>2</sup>



## 4x Locked-in Growth



## Source-wise Capacity Breakup (in MW)



## Signed UN Energy Compact committing to develop and operate 45 GW renewable energy capacity by 2030

- AGEL has acquired control of 150 MW operational wind assets from Inox towards end of March 2022
- The indicated location for projects under execution/ near construction is based on current planning and is subject to change.
- Includes projects for which Letter of Award has been received and PPA is to be signed.
- Excluding a small merchant solar capacity of 50 MW



# Adani Green Energy Limited

Operational Update



## Capacity Addition

- **Total Operational Capacity increases by 56% YoY to 5,410 MW <sup>1</sup>**

## Operational Performance <sup>1</sup>

- **Sale of Energy increases by 84% YoY** at 2,971 mn units in Q4 FY22 vs. 1,614 mn units in Q4 FY21
- **Solar portfolio CUF at 26.4% with 210 bps improvement** YoY backed by ~ 100% plant availability
- **Wind portfolio CUF at 23.6% with 140 bps improvement** YoY backed by ~ 98% plant availability

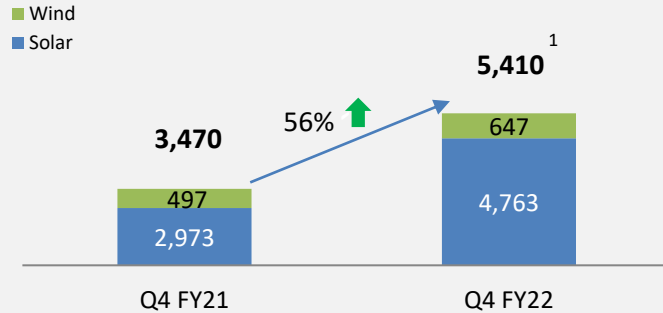
## Other Key Updates

- Initiating an inter-generational relationship with Adani group, **Abu Dhabi based International Holding Company PJSC (IHC) will invest ~ USD 500 mn** as primary capital in AGEL. This will help deleverage the balance sheet, strengthen the credit rating profile thereby helping reduce the cost of capital and support future growth.
- AGEL **raises USD 288 mn construction facility** thereby increasing the construction revolver pool to USD 1.64 bn
- AGEL **achieves single-use-plastic free status for 100% of its operational capacity**, ahead of targeted 65% by end of FY22
- AGEL wins the '**Golden Peacock Award for Sustainability**' for the year 2021 in Renewable Energy category

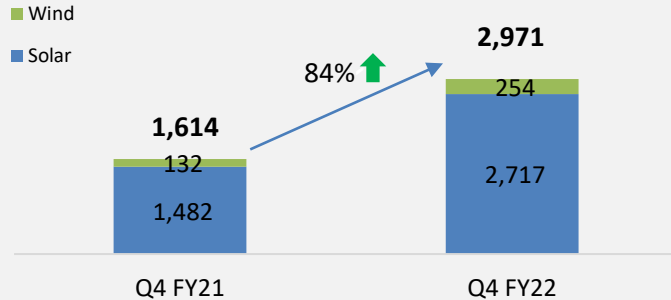
**Continued Robust Operational performance and steady progress towards ESG commitments**

1. AGEL has acquired control of 150 MW operational wind assets from Inox towards end of March 2022

## Operational Capacity (in MW AC)



## Sale of Energy (mn units)



✓ **Operational Capacity increases by 56% to 5,410 MW**

☐ **200 MW Green field commissioning:**

- 50 MW solar plants
- 150 MW wind plants

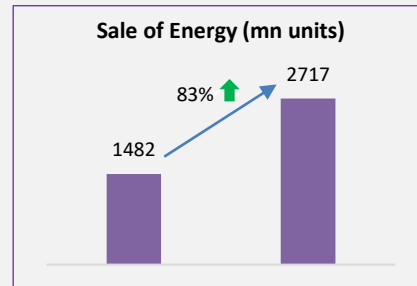

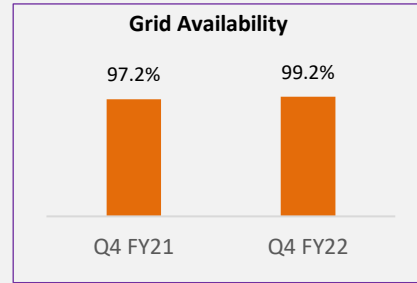
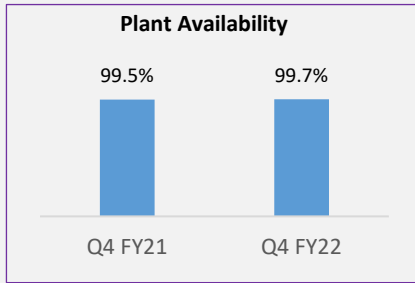
☐ **1,740 MW inorganic addition in operational solar capacity**

✓ **Sale of Energy increases by 84% to 2,971 mn units** backed by robust performance in both Solar and Wind portfolios

Sale of Energy continues to grow exponentially

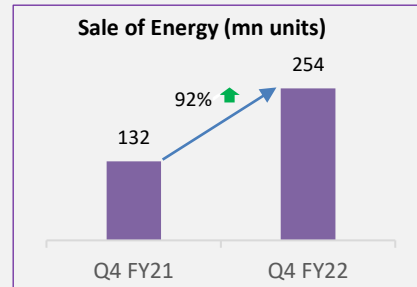

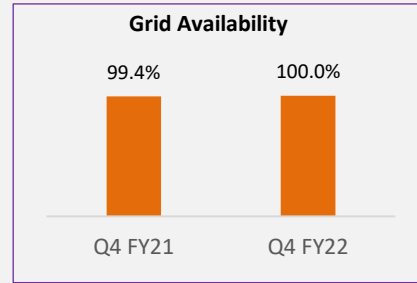
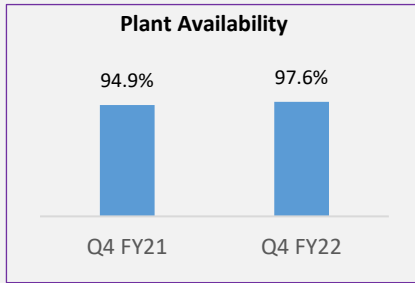
1. AGEL has acquired control of 150 MW operational wind assets from Inox towards end of March 2022





- Sale of Energy up by 83% backed by:
  - Capacity increase from 2,973 to 4,763 MW YoY
  - 210 bps improvement in CUF
- Improved CUF performance backed by:
  - Integration of high quality SB Energy portfolio having CUF of 28.3% for Q4 FY22
  - 20 bps improvement in plant availability
  - 200 bps improvement in grid availability

Significant improvement in Solar CUF backed by ~ 100% plant availability and value accretive acquisition



- Sale of Energy up by 92% backed by:
  - Capacity increase from 347 MW to 647 MW YoY <sup>(1)</sup>
  - 140 bps improvement in CUF
- Improved CUF performance backed by:
  - Technologically advanced and more efficient newly added Wind Turbine Generators
  - 270 bps improvement in plant availability
  - 60 bps improvement in grid availability to 100%

Significant improvement in Wind CUF backed by technologically advanced WTGs & improved plant availability

1. AGEL has acquired control of 150 MW operational wind assets from Inox towards end of March 2022

# Thank You

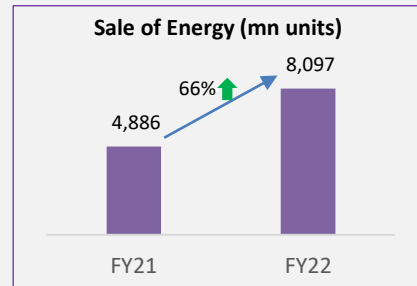

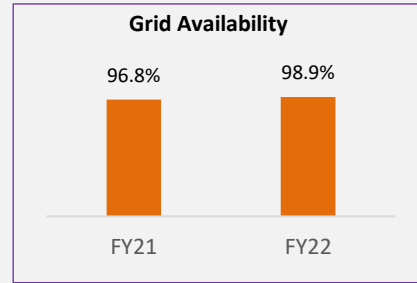
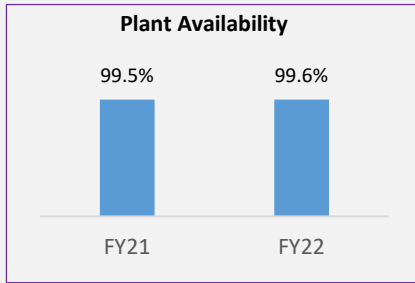




# Annexure

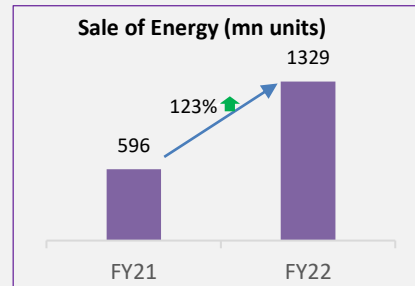
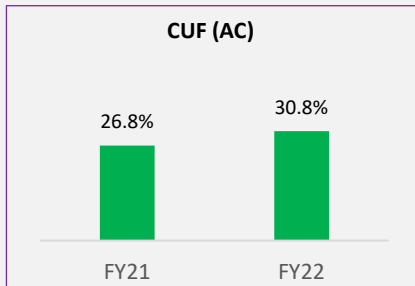
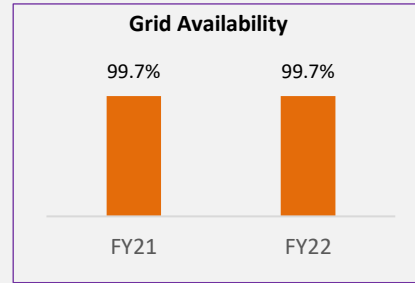
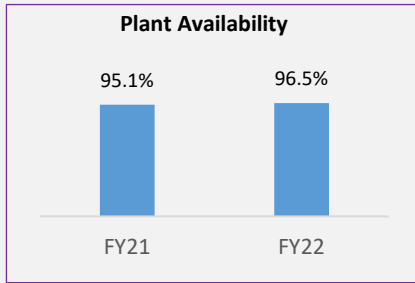
## AGEL (incl. RG1 & RG2) : Operational Update – FY22





- Sale of Energy up by 66% on the back of:
  - Capacity increase from 2,973 MW to 4,763 MW YoY
  - 130 bps improvement in CUF
- Improved CUF performance backed by:
  - Integration of high quality SB Energy portfolio having CUF of 25.9% for the period Oct'21 – Mar'22
  - 10 bps improvement in plant availability
  - 210 bps improvement in grid availability

Significant improvement in Solar CUF backed by ~ 100% plant availability and value accretive acquisition

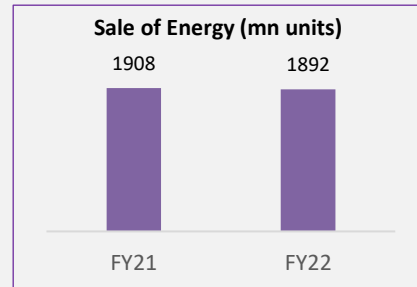
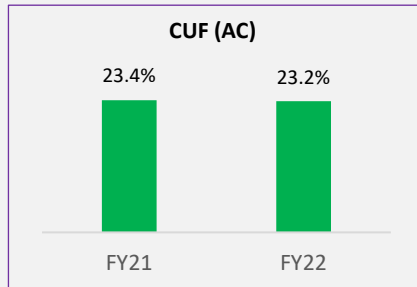
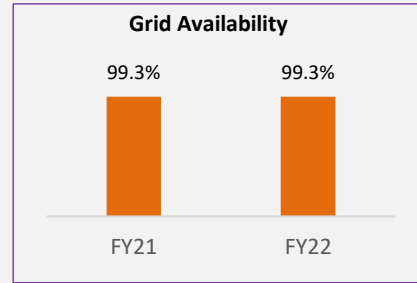
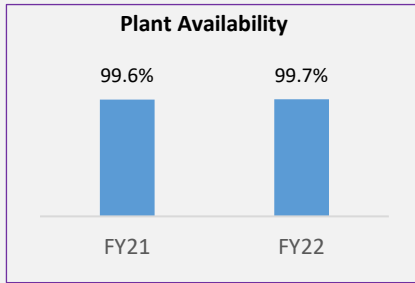


- Sale of Energy up by 123% YoY backed by:
  - Capacity increase from 347 MW to 647 MW YoY <sup>(1)</sup>
  - 400 bps improvement in CUF
- Improved CUF performance backed by
  - Technologically advanced and more efficient newly added Wind Turbine Generators
  - 140 bps improvement in plant availability
  - Consistently high grid availability
  - Improved wind speed

Significant improvement in Wind CUF with technologically advanced WTGs & improved plant availability

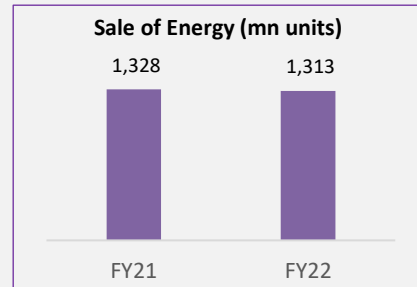
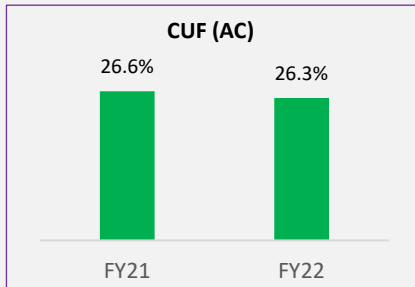
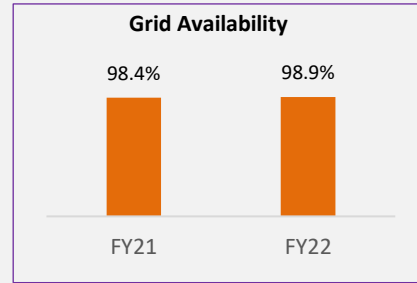
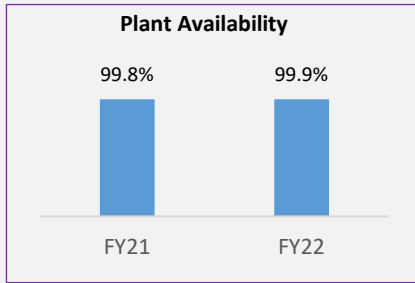
1. AGEL has acquired control of 150 MW operational wind assets from Inox towards end of March 2022





- Consistently high plant availability with further improvement of 10 bps
- Consistently high grid availability

Consistently high plant availability backed by technology driven O&M excellence



- Consistently high plant availability with further improvement of 10 bps
- Consistently high grid availability with further improvement of 50 bps

Consistently high plant availability backed by technology driven O&M excellence

Certain statements made in this presentation may not be based on historical information or facts and may be “forward-looking statements,” including those relating to general business plans and strategy of Adani Green Energy Limited (“AGEL”), the future outlook and growth prospects, and future developments of the business and the competitive and regulatory environment, and statements which contain words or phrases such as ‘will’, ‘expected to’, etc., or similar expressions or variations of such expressions. Actual results may differ materially from these forward-looking statements due to a number of factors, including future changes or developments in their business, their competitive environment, their ability to implement their strategies and initiatives and respond to technological changes and political, economic, regulatory and social conditions in India. This presentation does not constitute a prospectus, offering circular or offering memorandum or an offer, or a solicitation of any offer, to purchase or sell, any shares and should not be considered as a recommendation that any investor should subscribe for or purchase any of AGEL’s shares. Neither this presentation nor any other documentation or information (or any part thereof) delivered or supplied under or in relation to the shares shall be deemed to constitute an offer of or an invitation by or on behalf of AGEL.

AGEL, as such, makes no representation or warranty, express or implied, as to, and does not accept any responsibility or liability with respect to, the fairness, accuracy, completeness or correctness of any information or opinions contained herein. The information contained in this presentation, unless otherwise specified is only current as of the date of this presentation. AGEL assumes no responsibility to publicly amend, modify or revise any forward looking statements, on the basis of any subsequent development, information or events, or otherwise. Unless otherwise stated in this document, the information contained herein is based on management information and estimates. The information contained herein is subject to change without notice and past performance is not indicative of future results. AGEL may alter, modify or otherwise change in any manner the content of this presentation, without obligation to notify any person of such revision or changes.

No person is authorized to give any information or to make any representation not contained in and not consistent with this presentation and, if given or made, such information or representation must not be relied upon as having been authorized by or on behalf of AGEL.

This presentation does not constitute an offer or invitation to purchase or subscribe for any securities in any jurisdiction, including the United States. No part of its should form the basis of or be relied upon in connection with any investment decision or any contract or commitment to purchase or subscribe for any securities. None of our securities may be offered or sold in the United States, without registration under the U.S. Securities Act of 1933, as amended, or pursuant to an exemption from registration therefrom.

## **VIRAL RAVAL**

AGM - Investor Relations

[viral.raval@adani.com](mailto:viral.raval@adani.com)

+91 79 2555 8581